


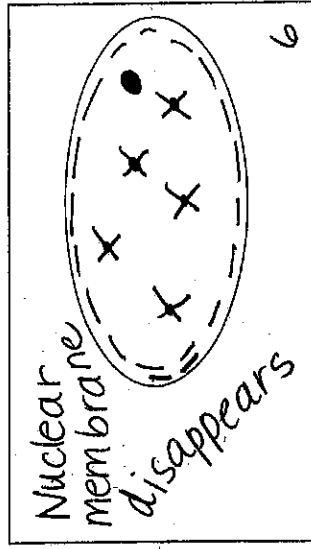
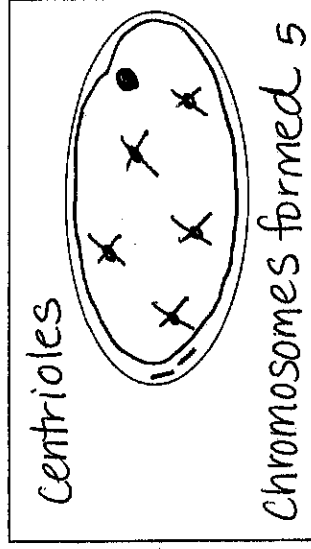






KEY

Mitosis Flip Books

Diagram Masters

You will complete each page to illustrate the changes that take place in a cell during cell division. The first oval (or ovals) in EACH phase should show the location of the organelles at that stage. Use the extra ovals to show the movement of organelles between stages. Once you have completed all the diagrams, carefully cut out each page, organize from first to last, and staple! Flip through your book to view cell division!



KEY

